



RADAR MAST ORDER FORM

- Convenient way to mount your radar and many other Nav antennas in one location
- All aluminum components are hard coat anodized and brilliant white powder coat finished.
- Adjustable base to fit most any above deck installation. Thru deck mounting is also available (please call).
- Complete range of accessories for ease of installation and multiple features.
- 3" Carbon tube available for weight saving on race boats.
- 3" diameter Anodized and powdercoated aluminum tube used for 2kW radar applications.
- 4" diameter Anodized and powdercoated aluminum tube available for larger domes and arrays.
- Polished stainless steel support arms and rail clamps to match your railing.

1. Choose your Top Plate to match your Radar System.

Use our product guide to determine the mast part number to match your radar system. (For example if you need a 6' mast with a fixed base for a Raymarine 2kw dome than you would start with the part # RP-3R-6). Please remember to use the manufacturer recommended safety height requirements when designing your mast system.

Selecting the top plate:

3" DIAMETER POLE

- (R) = Fits all Raymarine domes
- (U) = Fits Furuno, JRC, & Koden 15-18" domes
- (G) = Fits all Garmin domes
- (N) = Fits Koden and Simrad domes

4" DIAMETER POLE

- (R) = Fits all Raymarine domes
- (U) = Fits Furuno, JRC, & Koden 15-18" domes
- (G) = Fits all Garmin domes
- (N) = Fits Koden and Simrad domes
- (FJ) = Fits Furuno and JRC 24" domes
- (FO) = Fits all Furuno Open-Arrays
- (RO) = Fits all Raymarine Open-Arrays
- (NO) = Fits all Koden and Simrad Open-Arrays

***PLEASE SPECIFY YOUR RADAR MAKE & MODEL AND DIAMETER OF MAST DESIRED:**




Top Plate
For your radar system



2. Choose the height of your mast along with the mounting base style.

Our Anodized Powder Coated Aluminum Mast are available in 3" and 4" diameter sizes. You have the option of mounting your mast through your deck (through deck fittings available, please call), or using our adjustable base mount (1), which allows your mast to meet deck angle from 0 to 90 degrees. (2) or our fixed base.



1. Adjustable Base

Machined Aluminum hard coat anodized with integral water proof cable gland.
For 3" and 4" poles.
(Size 5.25 x 3 x 3.5 inches)



2. Fixed Base

Solid Dia-Cast Aluminum
For 3" and 4" poles.
(Size 10.5 x 4.5 inches)

3" Diameter Pole (modular mast with adjustable base)

- *RM-3R-(6'-10') (3" Radar pole with adjustable base for Raymarine domes)
- *RM-3U-(6'-10') (3" Radar pole with adjustable base for all other radomes)
- *RM-3G-(6'-10') (3" Radar pole with adjustable base for Garmin domes)
- *RMC-3R-(8'-9') (3" Carbon mast with adjustable base for Raymarine domes)
- *RMC-3U-(8'-9') (3" Carbon mast with adjustable base for all other radomes)
- *RMC-3G-(8'-9') (3" Carbon mast with adjustable base for Garmin domes)

4" Diameter Pole (modular mast with adjustable base)

- *RM-4R-(6'-10') (4" Radar pole with adjustable base for Raymarine domes)
- *RM-4U-(6'-10') (4" Radar pole with adjustable base for all other radomes)
- *RM-4G-(6'-10') (4" Radar pole with adjustable base for Garmin domes)

3" Diameter Pole (standard mast with fixed top and bottom)

- *RP-3R-(1'-10') (3" Radar pole for Raymarine domes)
- *RP-3U-(1'-10') (3" Radar pole for all other radomes)
- *RP-3G-(1'-10') (3" Radar pole for Garmin domes)

4" Diameter Pole (standard mast with fixed top and bottom)

- *RP-4R-(1'-10') (4" Radar pole for Raymarine domes)
- *RP-4U-(1'-10') (4" Radar pole for all other radomes)
- *RP-4G-(1'-10') (4" Radar pole for Garmin domes)

***PLEASE SPECIFY HEIGHT NEEDED:** _____

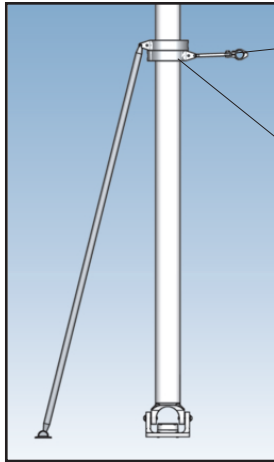
***PLEASE SPECIFY BASE NEEDED: ADJUSTABLE or FIXED or THRU DECK INSTALL**



RADAR MAST ORDER FORM


3. Choose your secondary support system for Poles using the Adjustable Base or for poles over SIX feet in height.

Select TWO secondary supports. To support the mast properly you will need either two rail stand-offs, two deck struts or one of each. You can refer to the product guide to assist in selecting the relevant part numbers. Kits containing one rail stand-off and one strut are available. We recommend going up 60% of pole height to achieve maximum strength.



Stainless Secondary Support Kits

- *RM3-RS-1 (1" Rail mount kit + one 48" SS strut w/3" clamps, padeyes & hardware)
- *RM4-RS-1 (1" Rail mount kit + one 48" SS strut w/4" clamps, padeyes & hardware)



**RM3-KIT
RM4-KIT**

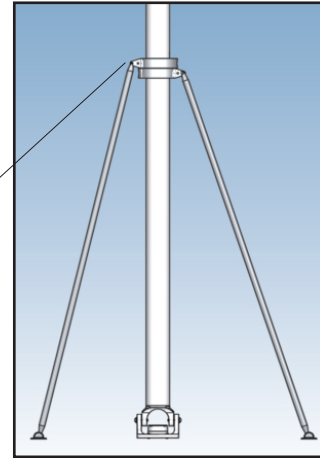
Adjustable Rail Mount Stand-off

Stainless clamps and hardware for 3" and 4" pole to rail attachment.
(Fits 1" to 1 1/4" top rails)



Strut System

For 3" and 4" poles.
Contains a stainless clamp, strut (with several lengths to choose from), and pad eye.



Stainless Secondary Support Kits

- *RM3-48-S (48" SS strut kits (2 each) with two 3" clamps, padeyes & hardware)
- *RM4-48-S (48" SS strut kits (2 each) with two 4" clamps, padeyes & hardware)


- * PLEASE SPECIFY SECONDARY SUPPORT COMBINATION (CIRCLE ONE)
- * All products shown can be purchased separately upon request

4. Choose additional accessories for your radar mast system.

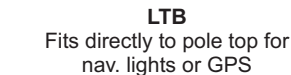
Choose your accessories. All radar mast tops come LTB ready, (LTB sold separately). The LTB becomes a secondary mount for GPS, Flood Light Kits, Anchor lights, and more. Our heavy duty lifting davit is the perfect finishing touch to your pole system. (CIRCLE DESIRED ACCESSORIES)



LTB with PM-U2A
(Light and GPS unit sold separately)



Trim Ring (RM-3or4TRIM)
Machined KingStarboard® with o-ring seal for thru deck installations. Specify 3" or 4" pole.



LTB
Fits directly to pole top for nav. lights or GPS



Outboard Lifting Davit (RM3or4-TRIM)
(150 lb lifting capacity)



LTB-100
Light bar with Perko 1197 masthead/ all-round light



PM-U1A
(Shown with Light and GPS, sold separately)



Deluxe Flood Light Kit (RM-3or4LT-DLX) (PM-1LT-DLX)
Fits either 3" or 4" pole or LTB

5. Other special requests you may have: _____

Name: _____

Address: _____

Phone #: _____ Fax #: _____ Email: _____



Seaview by PYI Inc. 12532 Beverly Park Rd. Lynnwood, WA 98087
 (800) 523-7558 or www.pyiinc.com

